Pearl®
Water Systems

4” Submersible Pumps with Technopolymer Discharge

4PWT

Pearl®

4PWT

4” Submersible Pumps with Technopolymer Discharge

PD WATER SYSTEMS LLC | 2310 W. 76TH ST. HIALEAH, FL 33016 | 954-474-9090
www.pearlwatersystems.com

LAST MODIFIED 04/2023

4PWT

4” Submersible Pumps with Technopolymer Discharge

DESCRIPTION	PAGE
4PWT SERIES FEATURES	4
RANGE OF PERFORMANCE AND NOMENCLATURE INFORMATION	5
4PWT 05G	6
4PWT 07G	8
4PWT 10G	10
4PWT 13G	12
4PWT 18G	14
4PWT 25G	16
WEIGHTS AND DIMENSIONS WITH PEARL 4” MOTORS	18

Pearl®

4PWT

4” Submersible Pumps with Technopolymer Discharge

Application

Multipurpose applications for the residential, agriculture, and industrial markets. Perfect for pressure boosting, irrigation, and water transfer.

Performance Range

- Flow from 5 gpm to 34 gpm.
- Head up to 1060 feet.

Features

- Continuous duty: PEARL submersible pumps can operate continuously without damage to any component.
- Impeller floating system: designed to guarantee the best performance and durability for sand handling.
- NEMA Standard motor adapter.
- Shaft for pumps are supplied with one shaft bearing.
- Built-in technopolymer Noryl® check valve.

Construction Materials

DISCHARGE HEAD	Technopolymer Noryl® with 30% fiber glass. FDA Approved
MOTOR ADAPTER	Technopolymer Noryl® with 30% fiber glass. FDA Approved
CHECK VALVE	Technopolymer Noryl® with 30% fiber glass. FDA Approved
EXTERNAL SLEEVE	Stainless Steel 304 Polished
IMPELLERS	Floating type impellers in Noryl®. FDA Approved
DIFFUSERS	Polycarbonate
SHAFT COUPLING	Stainless Steel 304
SHAFT	Stainless Steel 304
CABLE GUARD	Stainless Steel 304
STRAINER	Stainless Steel 304

Reading the Pump Data in the Label

Example

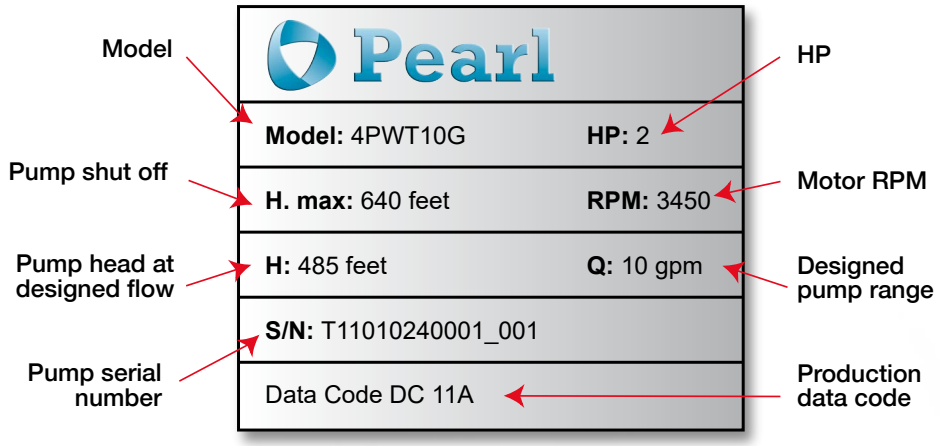

Model Number

4	PWT	18G	10
WELL DIAMETER	**TYPE**	**SERIES**	**HP**
4 = 4 inches	PWT = Technopolymer Discharge	05G = 5gpm	05 = 1/2 hp
6 = 6 inches	PWP = Plastic Impeller	07G = 7gpm	07 = 3/4 hp
	PWS = 100% Stainless Steel	10G = 10gpm	10 = 1 hp
		13G = 13gpm	15 = 1.5 hp
		18G = 18gpm	
		25G = 25gpm	

Performance Curves at 3450 rpm

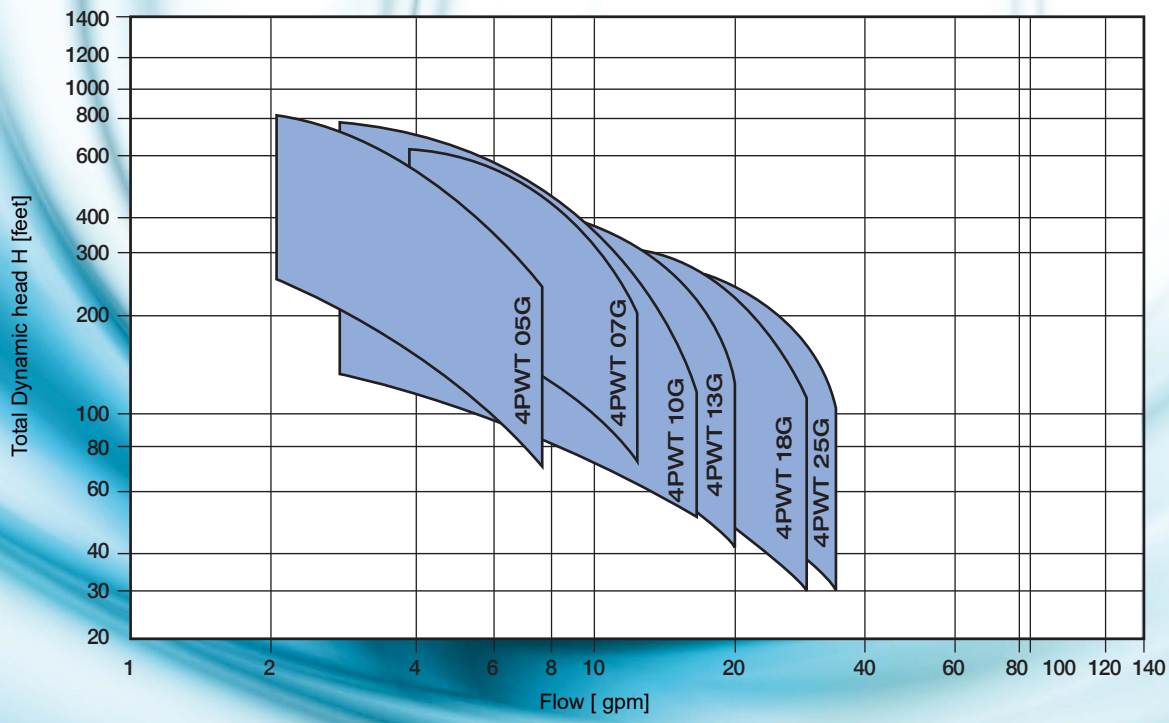

Pearl®

4PWT 05

Performance Curves at 3450 rpm

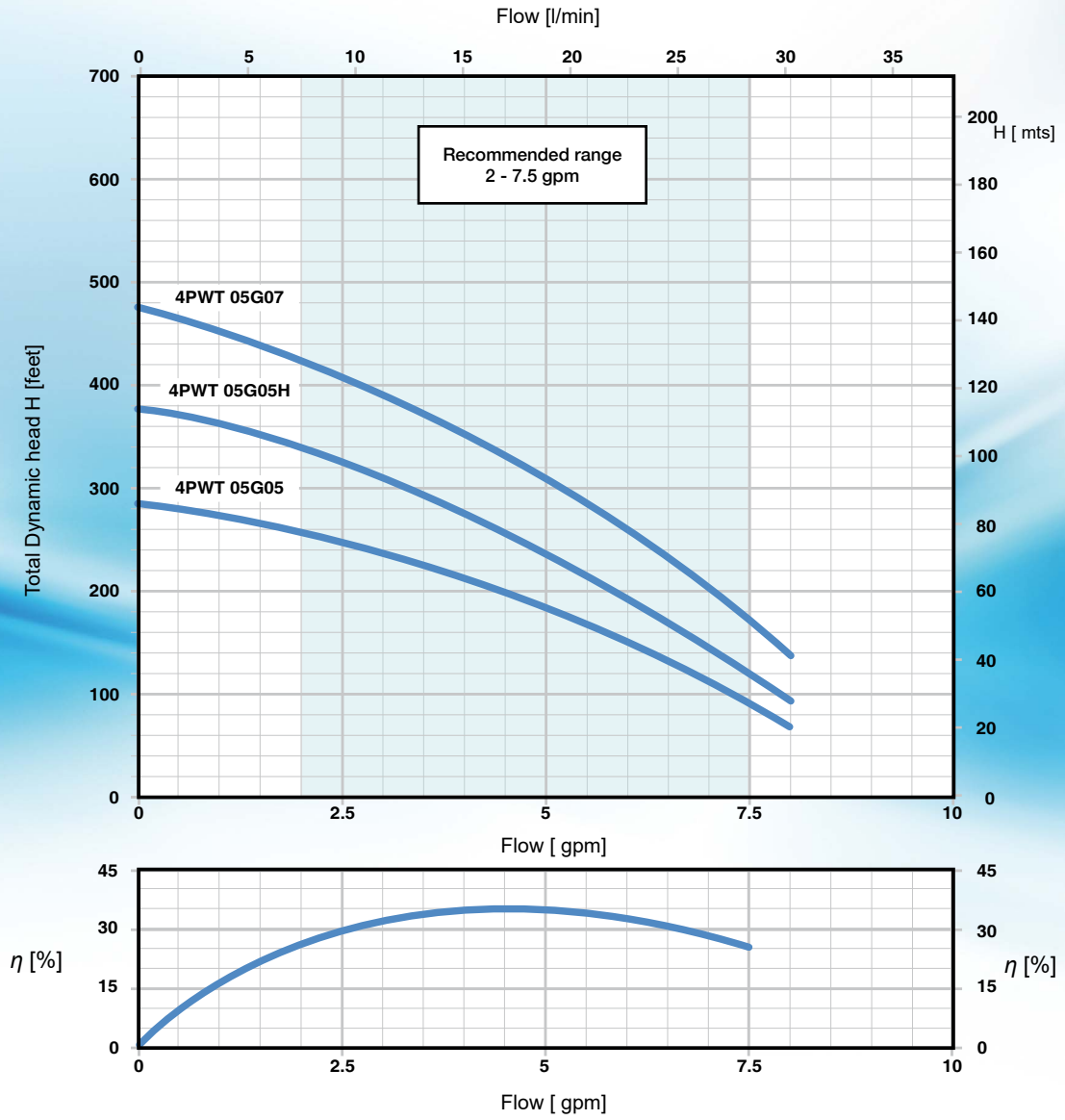

1 1/4"
DISCHARGE

Selection Chart

MODEL	STAGES	MOTOR		Q = FLOW															
				l/min 0		10		15		20		25		30		PUMP END			
				gpm 0		2.6		4.0		5.3		6.6		7.9					
		KW	HP	H = TOTAL HEAD IN METERS / FEET												LENGTH		WEIGHT	
				m	ft	m	ft	m	ft	m	ft	m	ft	m	ft	mm	in	kgs	lbs
4PWT 05G05	9	0.37	0.5	87	285	75	246	65	213	52	171	38	125	21	69	306	12.0	3.1	6.9
4PWT 05G05H	12	0.37	0.5	114	374	98	321	85	279	68	223	49	161	28	92	359	14.1	3.6	8.0
4PWT 05G7	15	0.55	0.75	144	472	124	407	110	361	89	292	65	213	39	128	411	16.2	4.1	9.1

HP Range: 1/2 - 1 ½ HP
Recommended Flow Range: 2 - 7.5 g.p.m.

MODEL	HP	PSI	DEPTH TO WATER IN FEET / FLOW IN GPM																		
			20	40	60	80	100	120	140	160	180	200	220	240	260	280	300	340	380	420	460
4PWT 05G05	0.5	0			8	7.5	7	6.5	6	5.5	4.8	4.2	3.5	2.5	1.5	0.5					
		20	8	7.5	7	6.5	6	5.8	4.7	4	3.3	2.3	1.6								
		30	7.4	6.8	6.2	5.7	5.3	4.5	4	3	2	1									
		40	6.8	6.2	5.7	5.3	4.5	3.7	3	2.3	1										
		50	6.2	5.7	5.3	4.6	3.7	3	2.3	0.8											
Shut-off PSI		123.5	115	106	98	89	80	72	63	54	46	37	28	20	11	2					
4PWT 05G05H	0.5	0			8.5	8.3	7.8	7.3	7	6.5	6	5.7	5.2	4.7	4.3	3.7	3.2	2			
		20		8.2	7.8	7.3	6.7	6.3	5.8	5.6	5.2	4.6	4.2	3.6	3	2.4	1.8				
		30	8	7.6	7.3	6.7	6.3	5.8	5.4	5	4.5	4	3.5	2.8	2.3	1.5	0.5				
		40	7.5	7.3	6.7	6.3	5.8	5.4	5	4.4	3.9	3.5	2.8	2.3	1.5	0.5					
		50	7.2	6.6	6.2	5.7	5.3	4.9	4.3	3.8	3.4	2.7	2.2	1.5	0.5						
		60	6.6	6.2	5.7	5.3	4.9	4.3	3.7	3.3	2.5	2.3	1	0.5							
Shut-off PSI		162	153	145	136	127	119	110	101	93	84	75	67	58	49	41	32	15			
4PWT 05G07	3/4	0		9	8.8	8.5	8.3	8	7.8	7.5	7.3	6.8	6.5	6.3	5.8	5.4	5.2	4.3	3.2	2	0.5
		20	9	8.8	8.3	8	7.8	7.3	7.2	6.8	6.4	6	5.6	5.3	4.8	4.2	4	3	2	0.5	
		30	8.5	8.3	8	7.8	7.3	7.2	6.8	6.4	6	5.6	5.2	4.8	4.2	4	3.5	2	0.75		
		40	8.3	8	7.8	7.5	7.2	6.8	6.4	6	5.5	5.2	4.5	4.2	4	3.4	3	1.8			
		50	8	7.6	7.3	7.1	6.7	6.3	5.9	5.7	5.2	4.7	4.2	3.8	3.5	2.8	1.8	0.8			
		60	7.5	7.3	7	6.5	6.3	5.8	5.4	5.25	4.75	4.6	4.1	3.6	3.2	2.6	1.3				
Shut-off PSI		204.5	196	187	179	170	161	153	144	135	127	118	109	101	92	83	75	57	40	23	5

** Friction losses in pipe have not been calculated.*

Pearl®

4PWT 07

Performance Curves at 3450 rpm

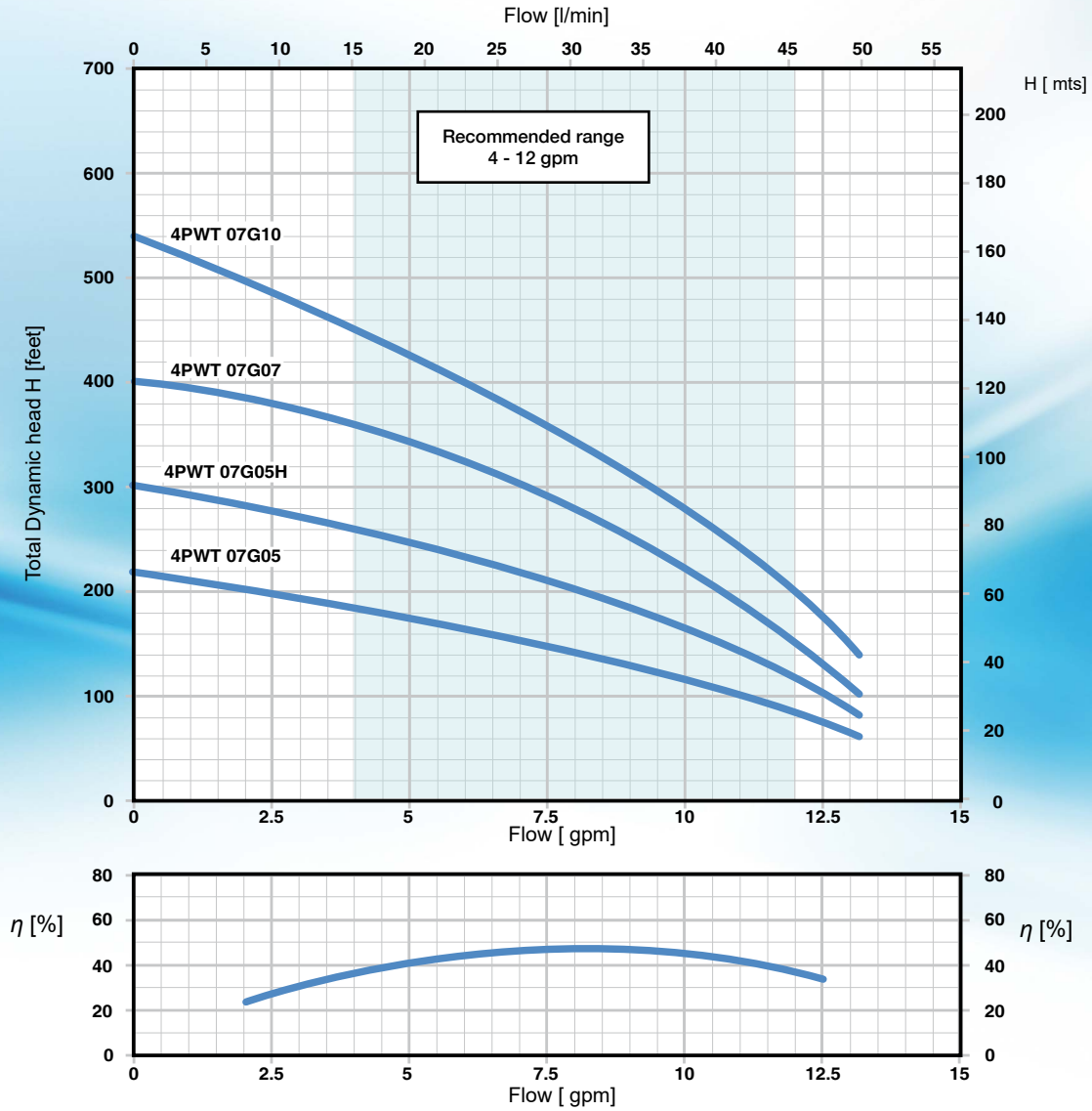

1 1/4"
DISCHARGE

Selection Chart

MODEL	STAGES	MOTOR		Q = FLOW																		PUMP END			
				l/min 0		10		15		20		25		30		35		40		50					
				gpm 0		2.6		4.0		5.3		6.6		7.9		9.3		10.6		13.2					
		KW	HP	H = TOTAL HEAD IN METERS / FEET																		LENGTH		WEIGHT	
				m	ft	m	ft	m	ft	m	ft	m	ft	m	ft	m	ft	m	ft	m	ft	mm	in	kgs	lbs
4PWT 07G05	7	0.37	0.5	67	220	60	198	58	190	53	175	49	160	44	145	37	122	34	110	19	62	306	12.0	3.1	6.9
4PWT 07G05H	10	0.37	0.5	91	300	85	280	79	260	73	240	67	220	61	200	55	180	48	158	25	82	359	14.1	3.6	8.0
4PWT 07G7	13	0.55	0.75	122	400	114	375	104	340	98	320	91	298	76	250	68	222	61	200	31	102	411	16.2	4.1	9.1
4PWT 07G10	17	0.75	1	159	520	145	475	136	445	128	420	116	380	99	325	59	195	78	255	43	140	499	19.6	4.9	10.8

HP Range: 1/2 - 1 ½ hp
Recommended Flow Range: 4 - 12 gpm

MODEL	HP	PSI	DEPTH TO WATER IN FEET / FLOW IN GPM																		
			20	40	60	80	100	120	140	160	180	200	220	240	260	280	300	340	380	420	460
4PWT 07G05	0.5	0				12.3	11	9.8	8.5	6.8											
		20			11	9.5	7.5	6	4												
		30		10.5	9.2	7.5	6	4													
		40	10.5	9	7.7	6	4														
		50	8.5	7	5	3.5															
		60	6.7	5																	
Shut-off PSI		94.6	86	77	68	59	50	41	32	23											
4PWT 07G05H	0.5	0					12.5	11.5	11	10	9	8	7	5.7							
		20				11.5	10.5	10	8.5	8	6.7	5									
		30			11.2	10.5	9.7	8.5	7.5	6.2	5										
		40		11.5	10.5	9.5	8.5	7.5	6	5											
		50	12	10	9	8	7	6.2	5												
		60	10	9	8	7	6.5	4													
Shut-off PSI		129	120	111	102	93	84	75	66	57	48	39	30	21							
4PWT 07G07	0.7	0					13	12.7	12.3	11.6	11	10.5	9.5	8.7	7.8	7	6.3	4.5			
		20				12.7	12.5	11.5	10.7	10	9.3	8.2	7.5	6.8	6.5	5.5	4				
		30			12.7	12.5	11.5	10.5	10	9	8	7.5	6.7	5.7	4.8	4					
		40		12.7	12.5	11.5	10.5	10	9	8	7	6.5	6								
		50		12.5	11.5	10.5	10	9	8	7	6.2	5.8	4.8								
		60	11.7	11	10.5	9.5	8.7	8	7	6.3	5.5										
Shut-off PSI		172	163	154	145	136	127	118	109	100	91	82	73	64	55	46	37	28			
4PWT 07G10	1	0							13	12.7	12.3	11.5	11.3	10.7	10.3	9.7	9	7.8	6.5	5	
		20						12.7	12	11.5	11	10.7	10	9.5	8.7	8.3	7.5	6.3	4.5		
		30					12.6	12	11.5	11	10.5	10	9.4	8.2	7.5	6.8	6.3	5.5			
		40				12.5	12	11.5	11	10.5	10	9.5	8	7.5	6.8	6.3	6				
		50			12.4	12	11.5	11	10.5	10	9	8.2	7.7	7.3	6.5	6					
		60		12.5	11.7	11.3	10.7	10	9.5	9	8.5	7.7	7.3	6.5	5.7						
Shut-off PSI		224	215	206	197	188	179	170	161	152	143	134	125	116	107	98	89	80	71	62	

** Friction losses in pipe have not been calculated.*

Pearl®

4PWT 10

Performance Curves at 3450 rpm

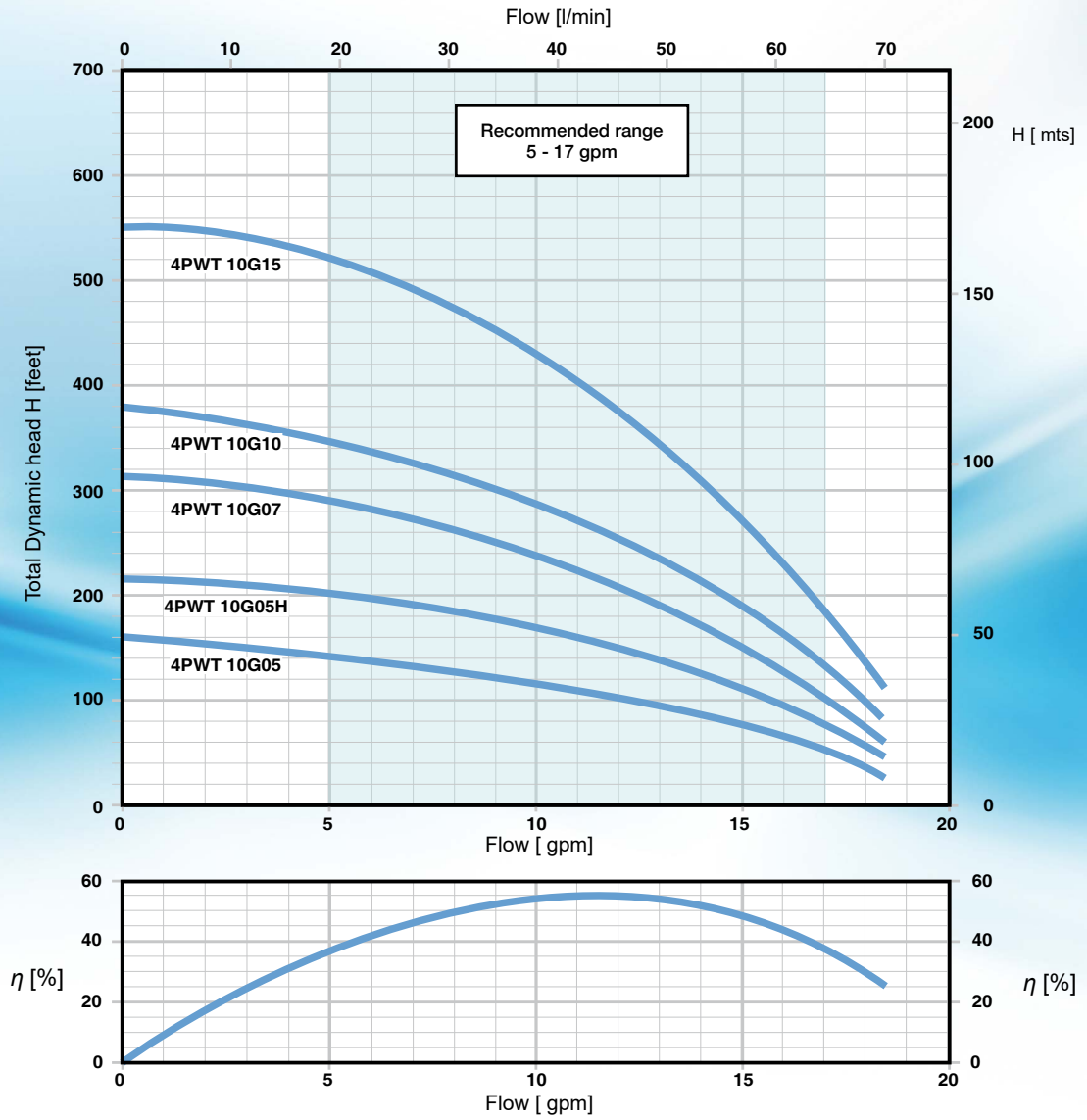

1 1/4"
DISCHARGE

Selection Chart

MODEL	STAGES	MOTOR		Q = FLOW																				PUMP END			
				l/min 0		10		15		20		25		30		35		40		50		60					
				gpm 0		2.6		4.0		5.3		6.6		7.9		9.3		10.6		13.2		15.9					
		KW	HP	H = TOTAL HEAD IN METERS / FEET																				LENGTH		WEIGHT	
				m	ft	m	ft	m	ft	m	ft	m	ft	m	ft	m	ft	m	ft	m	ft	m	ft	mm	in	kgs	lbs
4PWT 10G05	5	0.37	0.5	48	157	46	151	45	148	44	144	42	138	40	131	38	125	36	118	29	95	9	30	236	9.3	2.5	5.5
4PWT 10G05H	7	0.37	0.5	67	220	62	203	61	200	60	197	58	190	55	180	52	171	52	171	39	128	13	43	271	10.7	2.8	6.2
4PWT 10G7	10	0.55	0.75	96	315	91	298	90	295	89	292	85	279	81	266	77	253	77	253	58	190	19	62	324	12.8	3.3	7.3
4PWT 10G10	12	0.75	1	115	377	110	361	108	354	106	348	102	335	98	321	92	302	92	302	68	223	23	75	359	14.1	3.6	8.0

HP Range: 1/2 - 1 ½ HP
Recommended Flow Range: 5 - 17 gpm

MODEL	HP	PSI	DEPTH TO WATER IN FEET / FLOW IN GPM																				
			20	40	60	80	100	120	140	160	180	200	220	240	260	280	300	340	380	420	460	500	540
4PWT 10G05	0.5	0	19	18	16.5	14.5	12.5	10	5														
		20	16	15	12	10	6																
		30	13	11	9	2																	
		40	12	8	2																		
		50	7	2																			
Shut-off PSI		68	59	51	42	33	25	16	7														
4PWT 10G05H	0.5	0		18.5	18	17	16	14.2	12.8	10.7	8	6.5											
		20	18	17.3	17	16	14.2	13	11	5													
		30	16.5	15	13.5	12	9.1	7.5	6														
		40	15.5	13.5	12	9.1	7.5	2															
		50	13.5	12	9	7	2																
		60	12	9	7	1																	
Shut-off PSI		95	86	78	69	60	52	43	34	26	17	8											
4PWT 10G7	0.7	0				18	17.5	16.5	16	15	14	13	12	10.5	9	6	4						
		20		18	17.2	16.5	16	15	14	13	12	10.5	9	6	1								
		30	17.5	17	16.5	16	15	14	13	12	9	7	5.5	3									
		40	17.2	16	15.5	14.5	13.5	12.5	11	9.5	7.5	5.5	1										
		50	16.1	15.5	14.5	13.6	12.5	11	9.5	8	5.5												
		60	15	14	13	12	10.5	9	7	4.5													
Shut-off PSI		136	128	119	110	102	93	84	76	67	58	50	41	32	23	15	6.4						
4PWT 10G10	1	0				18.5	18	17.2	16.7	16	15.2	14.5	13.5	12.6	11.5	10.5	9	6					
		20		18.5	17.5	17.2	16.5	16.0	15.2	14.5	13.5	12.5	11.5	10.5	9	7.5	5.5						
		30	18.5	17.5	17	16.2	15.5	15	14	13.2	12	11	10	8.5	7	5	2						
		40	17.5	17	16.5	16	15	14	13.2	12	11	10	8	6	4.5	2							
		50	17	16.5	16	15	14	13.2	12	11	10	8	6.5	5	1.5								
		60	16.5	16	15	14	13	12	11	10	8	6	3										
Shut-off PSI		162	153	145	136	127	119	110	101	93	84	75	67	58	49	41	32	15					

** Friction losses in pipe have not been calculated.*

4PWT 13

Performance Curves at 3450 rpm

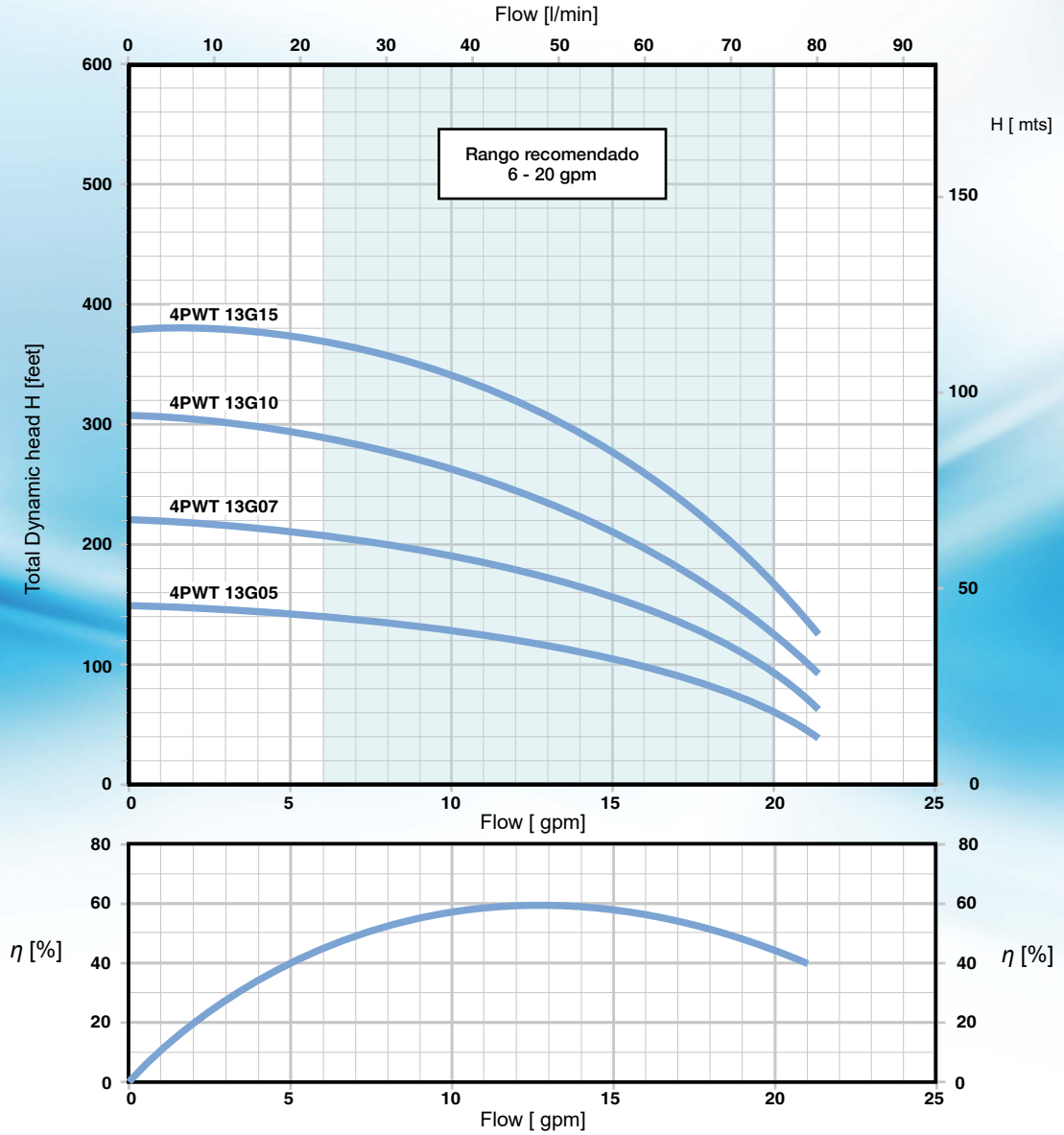

1 1/4"
DISCHARGE

Selection Chart

MODEL	STAGES	MOTOR		Q = FLOW																						PUMP END			
				l/min 0		10		15		20		25		30		35		40		50		60		70		80					
				gpm 0		2.6		4.0		5.3		6.6		7.9		9.3		10.6		13.2		15.9		18.5		21.2					
		KW	HP	H = TOTAL HEAD IN METERS / FEET																								LENGTH		WEIGHT	
				m	ft	m	ft	m	ft	m	ft	m	ft	m	ft	m	ft	m	ft	m	ft	m	ft	m	ft	m	ft	mm	in	kgs	lbs
4PWT 13G05	5	0.37	0.5	47	154	46	151	45	148	44	144	43	141	42	138	40	131	39	128	34	112	28	92	21	69	12	39	236	9.3	2.5	5.5
4PWT 13G7	7	0.55	0.75	67	220	66	216	65	213	64	210	62	203	61	200	59	194	57	187	50	164	41	134	31	102	19	62	271	10.7	2.8	6.2
4PWT 13G10	10	0.75	1	94	308	93	305	91	298	89	292	87	285	85	279	81	266	78	256	69	226	58	190	45	148	28	92	324	12.8	3.2	7.1
4PWT 13G15	12	1.1	1.5	116	380	115	377	114	374	113	371	111	364	109	358	106	348	102	335	91	298	78	256	60	197	38	125	359	14.1	3.5	7.7

HP Range: 1/2 - 1 ½ HP
Recommended Flow Range: 6 - 20 gpm

MODEL	HP	PSI	DEPTH TO WATER IN FEET / FLOW IN GPM																								
			20	40	60	80	100	120	140	160	180	200	220	240	260	280	300	340	380	420	460	500	540	580	620	660	700
4PWT 13G05	0.5	0		21	19.3	17	15	11	5																		
		20	18.6	16.5	13	9.5	6																				
		30	16	12	10	2.6																					
		40	13.5	10	3																						
Shut-off PSI		66	57	48	39	30	21	12																			
4PWT 13G07	0.7	0			21	20	18.5	17	15	13.5	11	7.5															
		20	21	19	18	17.5	15	13.5	10	7	2.5																
		30	19.2	18	16	13.5	12.5	9.5	6																		
		40	18	16	13.5	12.5	9.5	6																			
		50	16	13.5	12.5	9	6																				
		60	13.5	12.5	9	6																					
Shut-off PSI		95	86	77	68	59	50	41	32	23	14																
4PWT 13G10	1	0					20.6	20	19	18	16.5	15	13.2	11.5	8	5											
		20			21	19.7	19	17.7	16.3	15	13	11.5	8.8	5.8													
		30		21	20.5	18.5	17.3	15.8	14	12.5	10	7.5	4														
		40	20.5	19.5	18.5	17.3	15.8	14	12	10	7	4															
		50	19.5	18.5	17.3	15.8	14	12	10	6	4																
		60	18	16.5	15	13.2	11.5	9	6	3.5																	
Shut-off PSI		132	123	114	105	96	87	78	69	60	51	42	33	24													
4PWT 13G15	1.5	0						21	20.5	19.7	19	18.3	172	16.5	15.5	14.2	13	9.8									
		20				21.7	21.2	19.7	19	18.3	17.2	16.5	15.5	14.2	12.8	11.4	9.8	4									
		30			21.7	21.2	19.7	19	18	17	16	15	13.5	12	10.2	8.5	6										
		40		21.7	21.2	19.7	19	18	17	16	15	14	12	10	9	6											
		50	21.7	21.2	19.5	19	18	17	16	15	14	12	10.7	9	4												
		60	19.7	19	18.3	17.2	16.5	15.5	14.2	13	11.4	9.8	7	6													
Shut-off PSI		163	154	145	136	127	118	109	100	91	82	73	64	55	46	37	28										

** Friction losses in pipe have not been calculated.*

Pearl®

4PWT 18

Performance Curves at 3450 rpm

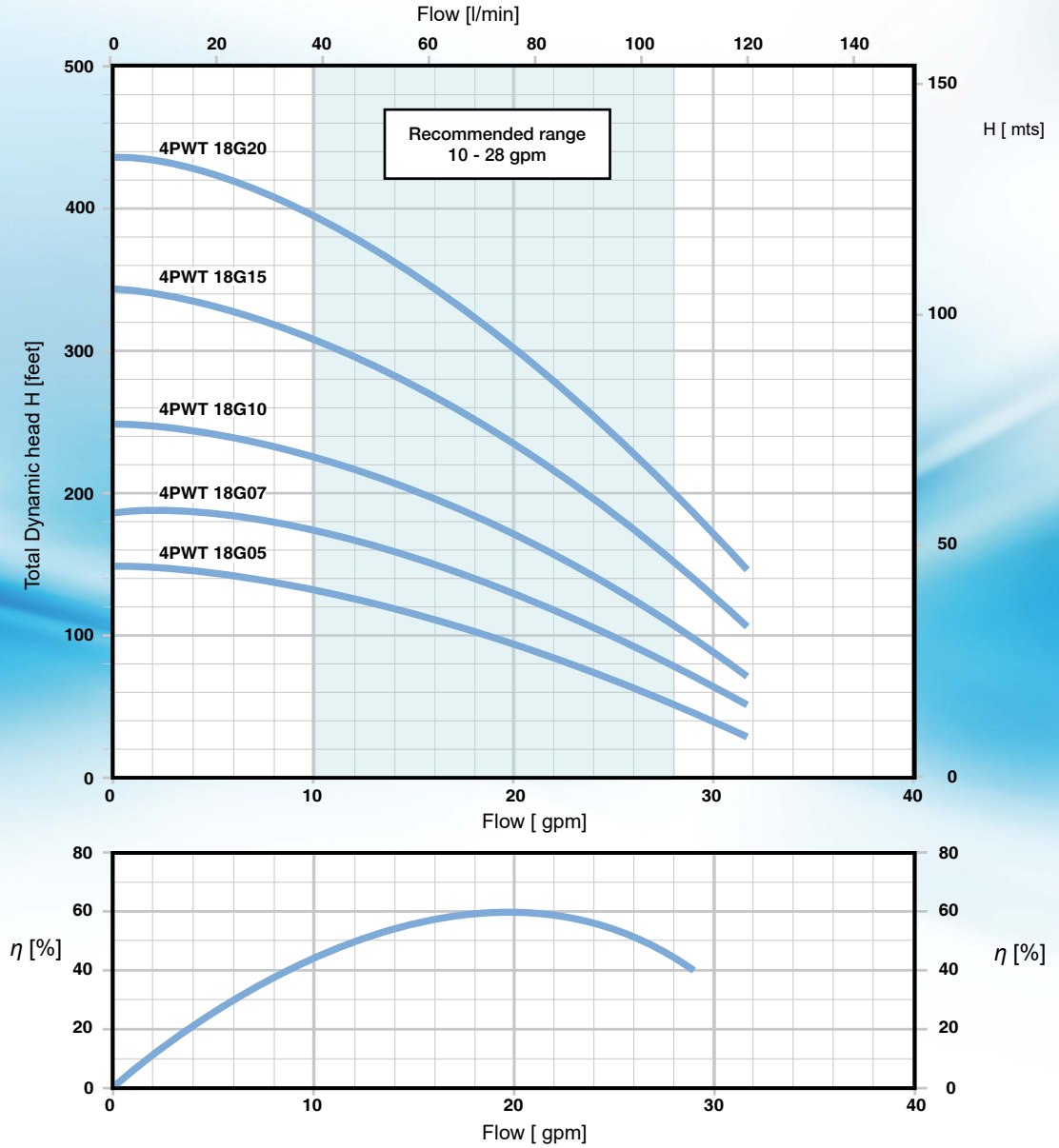

1 1/4"
DISCHARGE

Selection Chart

MODEL	STAGES	MOTOR		Q = FLOW																						PUMP END			
				l/min 0		25		30		35		40		50		60		70		80		90		100		120					
				gpm 0		6.6		7.9		9.3		10.6		13.2		15.9		18.5		21.2		23.8		26.5		31.7					
		KW	HP	H = TOTAL HEAD IN METERS / FEET																								LENGTH		WEIGHT	
				m	ft	m	ft	m	ft	m	ft	m	ft	m	ft	m	ft	m	ft	m	ft	m	ft	m	ft	m	ft	mm	in	kgs	lbs
4PWT 18G05	5	0.37	0.5	45	148	44	144	42	138	41	134	40	131	38	125	35	115	31	102	27	89	21	69	15	49	9	30	257	10.1	2.7	6.0
4PWT 18G7	6	0.55	0.75	56	184	55	180	54	177	53	174	52	171	49	161	45	148	41	134	37	121	30	98	23	75	16	52	279	11.0	2.8	6.2
4PWT 18G10	8	0.75	1	75	246	74	243	72	236	70	230	68	223	65	213	61	200	55	180	49	161	41	134	32	105	22	72	322	12.7	3.1	6.9
4PWT 18G15	11	1.1	1.5	104	341	103	338	98	321	96	315	94	308	90	295	84	276	77	253	68	223	58	190	46	151	33	108	387	15.2	3.6	8.0
4PWT 18G20	14	1.5	2	133	436	130	426	124	407	123	403	120	394	115	377	108	354	99	325	88	289	75	246	61	200	45	148	452	17.8	4.1	9.1

HP Range: 1/2 - 1 ½ HP
Recommended Flow Range: 10 - 28 gpm

MODEL	HP	PSI	DEPTH TO WATER IN FEET / FLOW IN GPM																								
			20	40	60	80	100	120	140	160	180	200	220	240	260	280	300	340	380	420	460	500	540	580	620	660	700
4PWT 18G05	0.5	0	32	29	26	21	18	13	8																		
		20	25	21	16	12	5																				
		30	20	16	10																						
		40	16	10																							
		50	10																								
Shut-off PSI		64	55	47	38	29	21	12	3																		
4PWT 18G07	0.7	0			31	27	24.5	20.6	16	12	4																
		20	30.2	26.5	23	21	16	11	6																		
		30	26	22	18	12	9	3																			
		40	24	19	12	9	3																				
		50	19	12	9	3																					
		60	12	9	3																						
Shut-off PSI		80	71	62	54	45	36	28	19	10	2																
4PWT 18G10	1	0				31.5	29	26	23.5	21	17	14	10	2													
		20		30.5	29	26	23	20.5	16	11	9.5	2															
		30	30	28.5	25	22	18	15	12	7																	
		40	27	25	22	18	15	12	7																		
		50	23.5	22	18	15	12	7																			
		60	21	17	14	10	2																				
Shut-off PSI		107	98	89	81	72	63	55	46	37	29	20	11	3													
4PWT 18G15	1.5	0					31	30.5	29	27	25	23	21	19	16.8	14.5	12	2									
		20			31	30.5	28	26	24	22	20	18	16	14	11.5	8	2										
		30		30.5	29.5	28	26	24	22	20	18	16	14	10	6												
		40	30.7	29.5	28	26	24	22	20	18	16	14	10	6													
		50	29.5	28.5	25.5	23.5	20.8	19.8	17.8	14.8	12.8	9.8	6														
		60	27	25	23	21	19	16.8	14.5	12	8	2															
Shut-off PSI		148	139	130	122	113	104	96	87	78	70	61	52	44	35	26	18										
4PWT 18G20	2	0							31	31	29.6	28	26.8	25	23	22	20	16.4	12.4	6							
		20					31	30.5	29	27.5	26	24.4	22.4	21	19.5	17.8	16	12	6								
		30				31	30	28.9	27.5	26	24	22.5	21	19	17.2	15.4	13.4	9									
		40			30.7	30	28.9	27.5	26	24	22.5	21	19	17.2	15.4	13.4	11	3									
		50		30.5	29.8	28.2	27	26	24	22.5	21	19	17.2	15.5	13	10.2	7										
		60	30.4	29.6	28	26.8	25	23	22	20	18.2	16.4	14.4	12.4	10.2	6											
Shut-off PSI		189	180	172	163	154	146	137	128	120	111	102	94	85	76	68	59	42	24	7							

** Friction losses in pipe have not been calculated.*

Pearl®

4PWT 25

Performance Curves at 3450 rpm

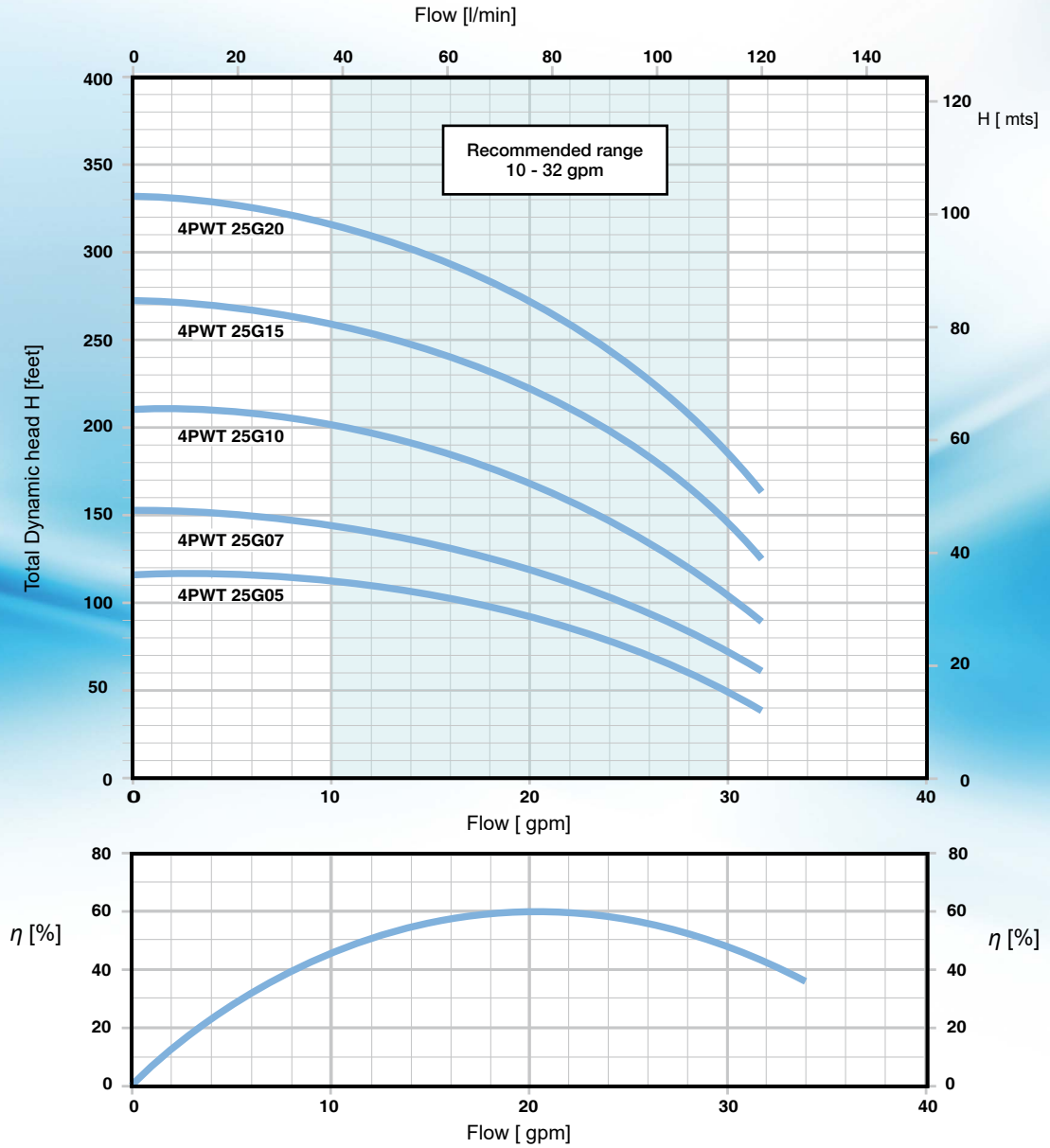

1 1/4"
DISCHARGE

Selection Chart

MODEL	STAGES	MOTOR		Q = FLOW																				PUMP END			
				l/min 0		30		35		40		50		60		70		80		90		100		120					
				gpm 0		7.9		9.3		10.6		13.2		15.9		18.5		21.2		23.8		26.5		31.7					
		KW	HP	H = TOTAL HEAD IN METERS / FEET																						LENGTH		WEIGHT	
				m	ft	m	ft	m	ft	m	ft	m	ft	m	ft	m	ft	m	ft	m	ft	m	ft	m	ft	mm	in	kgs	lbs
4PWT 25G05	5	0.37	0.5	36	118	35	115	34	112	34	112	33	108	31	102	29	95	27	89	23	75	20	66	12	39	320	12.6	3.1	6.9
4PWT 25G07	6	0.55	0.75	46	151	45	148	44	144	43	141	42	138	40	131	38	125	35	115	32	105	28	92	19	62	320	12.6	3.1	6.9
4PWT 25G10	8	0.75	1	64	210	63	207	62	203	61	200	59	194	57	187	54	177	50	164	45	148	40	131	27	89	320	12.6	3.1	6.9
4PWT 25G15	12	1.1	1.5	83	272	82	269	81	266	79	259	77	253	74	243	71	233	66	216	60	197	53	174	38	125	370	14.6	3.5	7.7
4PWT 25G20	16	1.5	2	101	331	100	328	98	321	96	315	94	308	91	298	86	282	81	266	75	246	67	220	49	161	419	16.5	3.9	8.6

HP Range: 1 - 1 ½ HP
Recommended Flow Range: 10 - 32 gpm

MODEL	HP	PSI	DEPTH TO WATER IN FEET / FLOW IN GPM																								
			20	40	60	80	100	120	140	160	180	200	220	240	260	280	300	340	380	420	460	500	540	580	620	660	700
4PWT 25G10	1	0			34	32	30	28	25	21	17	10															
		20	34	31.5	29.8	27.8	24.5	20.7	16.5	11.8	11																
		30	31.2	29	26.5	23	19	14.5	11	13																	
		40	28.8	26.3	22.8	18.8	14.2	11																			
		50	25.2	22.8	18.5	14	11																				
		60	21	17	12																						
Shut-off PSI		91	82	74	65	56	48	39	30	22	13	4															
4PWT 25G15	1.5	0					34	32	30	28	26	24	21	17	10												
		20			33	31.5	29.2	27.2	24.5	23	20	16.5	12.5														
		30		33	31	29	27	25	22.5	19	15	12															
		40	31.5	31	28.8	26.8	24.8	22.5	19	15	12																
		50	30.8	28.8	26.8	24.8	22.5	19	14.7	12																	
		60	28	26	24	21	17	13																			
Shut-off PSI		118	109	101	92	83	75	66	57	49	40	31	23	14	5												
4PWT 25G20	2	0							33.4	31.7	30	28	26	24	22	19.5	16	3									
		20					32.5	31.5	29.8	27.8	25.8	23.8	21.8	19.2	15.8	10.3											
		30			34	32	30.8	30	27	25	23	21.7	18	10	6												
		40		34	32.2	31.5	30	27	25	23	21	18	7	6													
		50	34	32	31.5	30	27	25	23	21	17	12	6														
		60	31.7	30	28	26	24	22	19.5	16	10.5	2.5															
Shut-off PSI		143	135	126	117	109	100	91	83	74	65	57	48	40	31	22	14	4									
4PWT 25G30	3	0									34	33	31.8	30.4	29	27.8	26	22.6	19	13							
		20							34	32.4	31.5	30.2	28.8	27.5	25.8	24	22.4	19	13								
		30						33.5	32.2	31.1	29.6	28.6	26.5	25	23.5	21.8	19.8	13									
		40					33	32.2	31.2	29.5	28.5	26.5	25	23.5	21.8	19	17	11									
		50				33.2	32	31	30	28.5	26.5	25	23.5	22	20	16.5	14										
		60		34	33	32	30.4	29	27.8	26	24.3	22.6	21	19	16.4	13	6										
Shut - off PSI		195	186	177	169	160	151	143	134	125	117	108	99	91	82	73	65	47	30	13							

MODEL	HP	PSI	20	40	60	80	100	150	200	250	300	350	400	450	500	550	600	650	700	750	800	850	900	950	1000	1050	1100
4PWT 25G50	5	0										33	31	29.5	27	25	22	18.7	14.8	7.5							
		20									33.2	31.2	29.7	27.2	25.2	22.2	19	15	7.3								
		30								34	32.5	30.5	28.5	26	23.5	20.8	16.5	12									
		40							34	33	31	29.5	27	25	22	19	15	9.8									
		50							34	32.2	30.5	28.2	26.5	23.8	21	18	13.5										
		60							33.5	31.5	29.5	27.5	25.3	22.5	19	15.5	9										
Shut-off PSI		332	324	315	306	298	289	267	246	224	202	181	159	137	116	94	72	51	29	8							

** Friction losses in pipe have not been calculated.*

Weight and Dimensions with Pearl 4” Motors

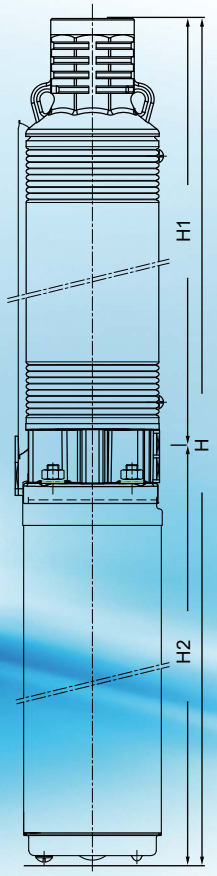

MODEL	HP	KW	PUMP END				1 PH MOTOR - 3W						1 PH MOTOR - 1W						3 PH MOTOR - 3W					
			H1		WT		MOTOR		PUMP + MOTOR				MOTOR		PUMP + MOTOR				MOTOR		PUMP + MOTOR			
							H2		H		WT		H2		H		WT		H2		H		WT	
			in	cm	lbs	kg	in	cm	in	cm	lbs	kg	in	cm	in	cm	lbs	kg	in	cm	in	cm	lbs	kg
4PWT 05G05	0.5	0.37	14.9	37.9	6.8	3.1	10.5	26.6	25.4	64.5	27.1	12.3	13.4	34.1	28.3	72.0	29.1	13.2	9.3	23.6	24.2	61.5	24.0	10.9
4PWT 05G05H	0.5	0.37	17.0	43.2	7.9	3.6	10.5	26.6	27.5	69.8	28.2	12.8	13.4	34.1	30.4	77.3	30.2	13.7	9.3	23.6	26.3	66.8	25.1	11.4
4PWT 05G7	0.75	0.55	19.1	48.4	9.0	4.1	11.3	28.6	30.3	77.0	31.3	14.2	13.8	35.1	32.9	83.5	33.1	15.0	10.5	26.6	29.5	75.0	29.3	13.3
4PWT 07G05	0.5	0.37	13.7	34.7	6.0	2.7	10.5	26.6	24.1	61.3	26.2	11.9	13.4	34.1	27.1	68.8	28.2	12.8	9.3	23.6	23.0	58.3	23.1	10.5
4PWT 07G05H	0.5	0.37	15.8	40.2	7.3	3.3	10.5	26.6	26.3	66.8	27.6	12.5	13.4	34.1	29.3	74.3	29.5	13.4	9.3	23.6	25.1	63.8	24.5	11.1
4PWT 07G7	0.7	0.55	18.0	45.6	8.4	3.8	11.3	28.6	29.2	74.2	30.6	13.9	13.8	35.1	31.8	80.7	32.4	14.7	10.5	26.6	28.4	72.2	28.7	13.0
4PWT 07G10	1	0.75	20.8	52.9	9.9	4.5	13.6	34.6	34.4	87.5	38.6	17.5	16.8	42.6	37.6	95.5	39.7	18.0	11.3	28.6	32.1	81.5	32.2	14.6
4PWT 10G05	0.5	0.37	12.2	30.9	5.5	2.5	10.5	26.6	22.6	57.5	25.8	11.7	13.4	34.1	25.6	65.0	27.8	12.6	9.3	23.6	21.5	54.5	22.7	10.3
4PWT 10G05H	0.5	0.37	13.5	34.4	6.2	2.8	10.5	26.6	24.0	61.0	26.5	12.0	13.4	34.1	27.0	68.5	28.4	12.9	9.3	23.6	22.8	58.0	23.4	10.6
4PWT 10G7	0.75	0.55	15.6	39.7	7.3	3.3	11.3	28.6	26.9	68.3	29.5	13.4	13.8	35.1	29.4	74.8	31.3	14.2	10.5	26.6	26.1	66.3	27.6	12.5
4PWT 10G10	1	0.75	17.0	43.2	7.9	3.6	13.6	34.6	30.6	77.8	36.6	16.6	16.8	42.6	33.8	85.8	37.7	17.1	11.3	28.6	28.3	71.8	30.2	13.7
4PWT 10G15	1.5	1.1	20.5	52	9.7	4.4	16.2	41.1	36.7	93.1	43.0	19.5	18.5	47.1	39.0	99.1	43.9	19.9	13.6	34.6	34.1	86.6	36.4	16.5
4PWT 13G05	0.5	0.37	12.2	30.9	5.5	2.5	10.5	26.6	22.6	57.5	25.8	11.7	13.4	34.1	25.6	65.0	27.8	12.6	9.3	23.6	21.5	54.5	22.7	10.3
4PWT 13G7	0.75	0.55	13.5	34.4	6.2	2.8	11.3	28.6	24.8	63.0	28.4	12.9	13.8	35.1	27.4	69.5	30.2	13.7	10.5	26.6	24.0	61.0	26.5	12.0
4PWT 13G10	1	0.75	15.6	39.7	7.1	3.2	13.6	34.6	29.3	74.3	35.7	16.2	16.8	42.6	32.4	82.3	36.8	16.7	11.3	28.6	26.9	68.3	29.3	13.3
4PWT 13G15	1.5	1.1	17.0	43.2	7.7	3.5	16.2	41.1	33.2	84.3	41.0	18.6	18.5	47.1	35.6	90.3	41.9	19.0	13.6	34.6	30.6	77.8	34.4	15.6
4PWT 18G 05	0.5	0.37	12.9	32.8	6.0	2.7	10.5	26.6	23.4	59.4	26.2	11.9	13.4	34.1	26.3	66.9	28.2	12.8	9.3	23.6	22.2	56.4	23.1	10.5
4PWT 18G 07	0.75	0.55	13.8	35	6.2	2.8	11.3	28.6	25.0	63.6	28.4	12.9	13.8	35.1	27.6	70.1	30.2	13.7	10.5	26.6	24.3	61.6	26.5	12.0
4PWT 18G 10	1	0.75	15.5	39.3	6.8	3.1	13.6	34.6	29.1	73.9	35.5	16.1	16.8	42.6	32.2	81.9	36.6	16.6	11.3	28.6	26.7	67.9	29.1	13.2
4PWT 18G 15	1.5	1.1	18.0	45.7	7.9	3.6	16.2	41.1	34.2	86.8	41.2	18.7	18.5	47.1	36.5	92.8	42.1	19.1	13.6	34.6	31.6	80.3	34.6	15.7
4PWT 18G 20	2	1.5	20.6	52.2	9.0	4.1	16.2	41.1	36.7	93.3	42.5	19.3	0.0	0.0	20.6	52.2	9.0	4.1	15.4	39.1	35.9	91.3	40.3	18.3
4PWT 25G 05	0.5	0.37	12.6	31.9	5.3	2.4	10.5	26.6	23.0	58.5	25.6	11.6	13.4	34.1	26.0	66.0	27.6	12.5	9.3	23.6	21.9	55.5	22.5	10.2
4PWT 25G 07	0.75	0.55	13.5	34.3	5.7	2.6	11.3	28.6	24.8	62.9	28.0	12.7	13.8	35.1	27.3	69.4	29.8	13.5	10.5	26.6	24.0	60.9	26.0	11.8
4PWT 25G 10	1	0.75	15.4	39.2	6.8	3.1	13.6	34.6	29.1	73.8	35.5	16.1	16.8	42.6	32.2	81.8	36.6	16.6	11.3	28.6	26.7	67.8	29.1	13.2
4PWT 25G 15	1.5	1.1	17.4	44.1	7.7	3.5	16.2	41.1	33.5	85.2	41.0	18.6	18.5	47.1	35.9	91.2	41.9	19.0	13.6	34.6	31.0	78.7	34.4	15.6
4PWT 25G 20	2	1.5	19.3	49.1	8.6	3.9	16.2	41.1	35.5	90.2	42.1	19.1	-	-	-	-	-	-	15.4	39.1	34.7	88.2	39.9	18.1

PEARL POWER 4

Pearl®

4PWT

4” Submersible Pumps with Technopolymer Discharge

PD WATER SYSTEMS LLC | 2310 W. 76TH ST. HIALEAH, FL 33016 | 954-474-9090
www.pearlwatersystems.com

LAST MODIFIED 04/2023